

Advanced technology for a lasting success and reliability

## Technical features

### Structure

- Hot dip galvanized and painted steel structure
- ABS plastic claddings (optional)
- Direct gantry drive with frequency converter
- High resistance rivets "aeronautic" type
- Stainless steel bolts

### Vertical brushes

- Hot dip galvanized steel single cross beam
- Pneumatic positioning drive
- Programmable front and rear double overlap
- Double inclination and locking by cylinder (optional)
- Electronic power control

### Horizontal brush

- Triple speed pneumatic uplift
- Electronic power control
- Hot dip galvanized sliding guides

### Drying

- Contour following galvanized and coated steel conveyor, with special shape for screens and sides drying.
- Triple speed pneumatic uplift
- Hot dip galvanized sliding guides
- Side drying 2 electric blowers (optional)

### Standard equipment

- Hydraulic system with dedicated solenoid valves and piping
- Shampoo dosing pump
- Wax dosing pump
- Single festoon supply system (wall hanging)
- Control panel in dedicated wall box
- Fully integrated preset self-service kit

### Machine dimensions (in millimetres)

Washing height	2.100	2.300	2.500	2.800
Machine height	*3.100 (2.980)	*3.300 (3.180)	*3.500 (3.380)	*3.800 (3.680)
Machine width	*3.615 (3.500)			
Washing width	2.420			
Machine depth	*2.400 (1.690)			
Machine weight	1.790	1.850	1.930	2.100
Distance between rails	3.000 (2.500 upon demand)			
Rails length	10.000	10.000	10.000	12.000

\* Max dimensions with ABS claddings  
( ) Dimensions with standard aluminium cladding

### Hall or washing bay dimensions for vehicles 5 meters long (in millimetres)

Height	*3.200 (3.100)	*3.400 (3.300)	*3.600 (3.500)	*3.900 (3.800)
Width	**4.500 (4.000)			
Length	*9.900	* **9.600	(9.500)	** (9.000)

\* Dimensions with ABS claddings  
\*\* With optional anti-crush safety device  
( ) Dimensions with standard aluminium cladding

### Technical data sheet

Drive speed	m/min	0-22
Water pressure	Bar	3-5
Air pressure	Bar	8
Voltage	Hz	400 3/N/PE 50
Total power	kW	10 (16)
Control voltage	V	24
Drying power	kW	2x4 (2x3 roof + 2x4 lateral)

( ) Laterar drying optional

### High pressure pumps (optional)

Water high pressure	Bar	80
---------------------	-----	----

Data are merely indicative and are not binding.

AQUARAMA SRL  
CORSO INGHILTERRA, 24 - 12084 MONDOVI (CN) ITALIA  
TEL. +39/0174 670550 - FAX. +39/0174 670551  
www.aquarama.it - info@aquarama.it



FROM AQUARAMA CREATIVITY AND INNOVATION  
THE FUTURE TAKES SHAPE

### stargate series






- ELECTRONIC POWER CONTROL
- SIMPLE AND EFFICIENT
- VALUE FOR MONEY



### Wax application

The wax is applied by top nozzles and laterally delivered by nozzles positioned close to the vehicle sides, for a perfect water-repellent effect.



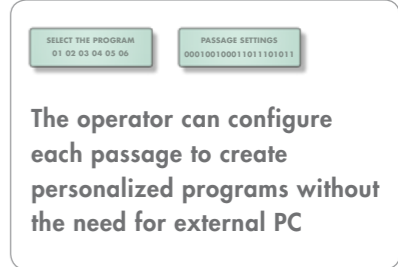
### Drying

Contour following horizontal blade. Inclined side vents for screens and sides drying. Two electric blowers 4 kW / each.

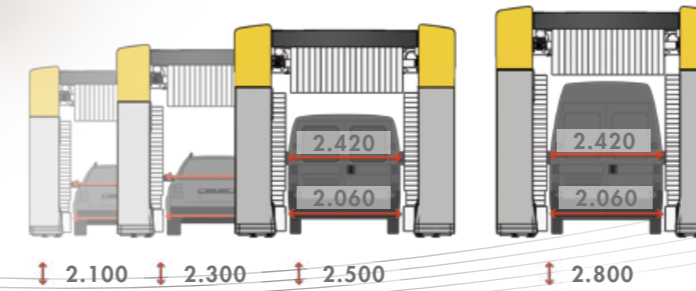


### Control box

The control unit has been designed for simple and intuitive use. Wide liquid crystal display.



The operator can configure each passage to create personalized programs without the need for external PC



### Tall wash options

Four height options available. Wide vehicle passage. Can be installed in small wash bays.

# stargate S3

## STANDARD FULL SPECIFICATIONS

### Overlapping

The only pneumatic system to feature a front and rear double overlap for a total quality wash.




### Low maintenance thanks to self-lubricating materials



### Drive and lift sensor


Measurement movements with two sensors for maximum precision and reliability.



## A WIDE RANGE OF ACCESSORIES, A FEW EXAMPLES.....



CABINET



RACK

### HP pumps system

Choices of 21, 42, 84 liters high pressure pumps system, for a powerful pre-wash.

### ABS claddings

Available in different colors



### Magic foam




### Traffic light



### HP System

Wheels, lateral and contour following



### Wheel washer

