


# stargate *S111*



FROM AQUARAMA CREATIVITY AND INNOVATION  
THE FUTURE TAKES SHAPE

**stargate series**



**AQUARAMA®**  
CAR WASH SYSTEM



# stargate *S111*

INNOVATIVE TECHNOLOGICAL SOLUTIONS

TECHNOLOGY BUILT TO LAST

HIGH CAPACITY MACHINE

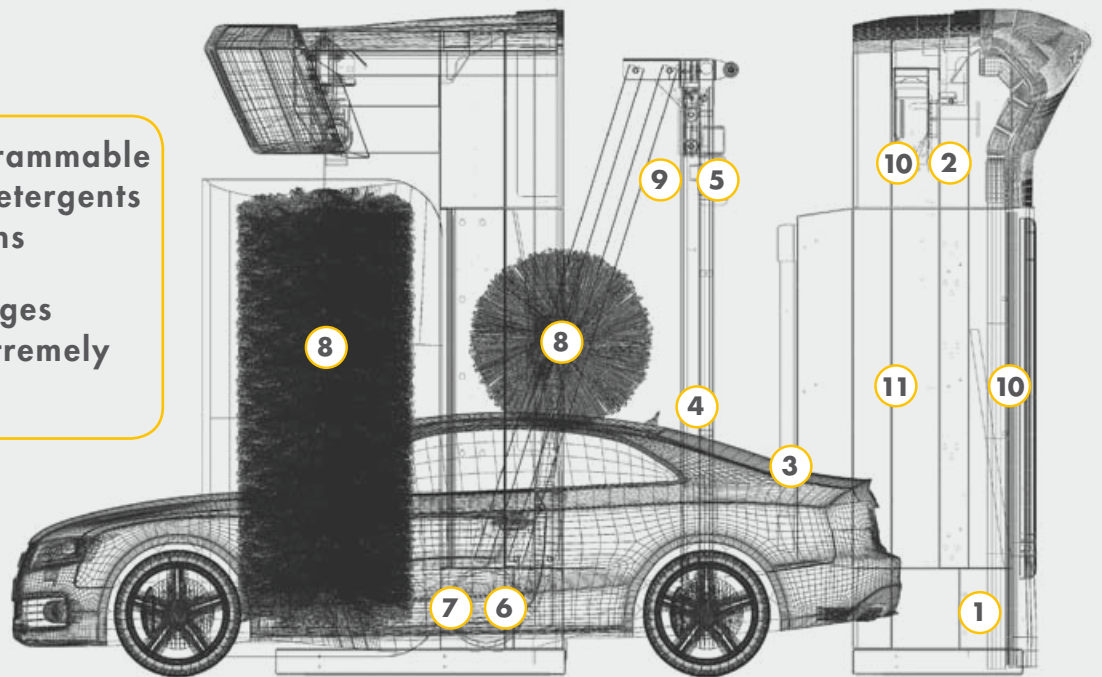


# THE INTERMEDIATE MOBILE ARCH: COMPLETE WASH IN LESS PASSAGES

## Advantages

Adequate and programmable reaction times for detergents and wax applications

Two complete passages with brushes for extremely high quality finish



## In less than four minutes...

### FORWARD PASS

- 1 Rims
- 2 Insects
- 3 Active foam pre-wash
- 4 High pressure lateral jets
- 5 Contour following horizontal HP
- 6 Rotating HP jets for wheels and sills
- 7 Wheel washer
- 8 Brushes with shampoo

### RETURN PASS

- 8 Brushes and rinse
- 9 Contour following wax application
- 10 Drying

## In less than six minutes...

### FORWARD PASS

- 1 Rims
- 2 Insects
- 3 Active foam pre-wash
- 4 High pressure lateral jets
- 5 Contour following horizontal HP
- 6 Rotating HP jets for wheels and sills
- 7 Wheel washer
- 8 Brushes with shampoo

### RETURN PASS

- 8 Brushes and rinse
- 10 Fast drying

### FORWARD PASS

- 11 Polish application
- 8 Polishing with brushes

### RETURN PASS

- 8 Brushes and rinse
- 9 Contour following wax application
- 10 Drying


PATENTED  
SYSTEM

## STANDARD FULL SPECIFICATIONS




### Seven frequency converters

The seven frequency converters deliver a rapid smooth pass, for a precise wash on every part of the vehicle.



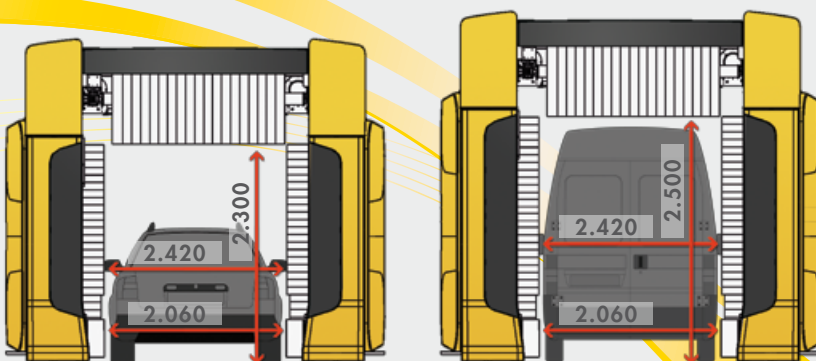
### Drive and lift sensor

Measurement movements with two sensors for maximum precision and reliability.



### Low maintenance thanks to self-lubricating materials

Innovative materials for silent movements requiring no lubrication or maintenance.



### More space for big vehicles

- Wide vehicle passage
- Can be installed in small wash bays



## Wax application

The wax is applied using a contour following wax arch and laterally delivered by nozzles positioned close to the vehicle sides, for a perfect water-repellent effect.



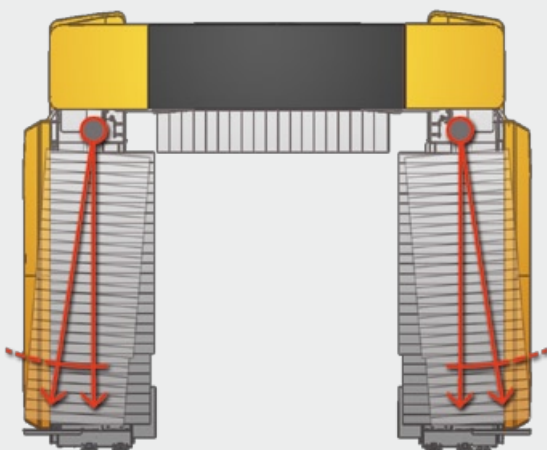
## Intermediate gantry

Third mobile gantry emerging from the first gantry on an extension system. The intermediate gantry incorporates high pressure and wax application features.



## Perfect drying in only one passage

Stainless steel horizontal blade following the vehicle profile, tilting in 3 positions. Inclined side vents. Four electric blowers 5,5 kW / each.



## Sensitive side brushes

Tilting side brushes, electronically controlled, perfectly adapting to the profile of the car.



TILT AND LOCK

# A WIDE RANGE OF ACCESSORIES, A FEW EXAMPLES...

## High pressure system

### Wheels



Tilting wheel washer with fully integrated rotating high pressure, for a thorough cleaning of rims, wheel arches and sills.

### Fixed lateral



Located on intermediate mobile arch. Advanced position for a perfect pre-wash.


### Horizontal contour following



Located on intermediate mobile arch. 3 positions tilt optimizing water impact on vehicle's body. Advanced position for a perfect pre-wash.



CABINET



FRAME

## High pressure pumps system

Choices of 84 or 126 liters high pressure pumps system, for a powerful pre-wash. Available in insulated outdoor cabinet or in frame for technical room.

## Stainless steel wheel washer



The reversal of rotation and inclination of the brush allows a thorough cleaning of the rims of every dimension.



Wide traffic light with LEDs, sliding display. Perfect also in bright light conditions.

## Carlite Brushes



New, light and softer in contact with the bodywork. HP prewash recommended.

## Granwasher Brushes



Extremely thorough washing and exceptional polishing from this premium option. Long lasting. HP prewash recommended.

# SELF SERVICE SYSTEM – CONTROL UNITS

The control unit has been designed for simple and intuitive use.

Wide liquid crystal display.

Secure payment system for 24 hours use.

SELECT THE PROGRAM  
01 02 03 04 05 06

PASSAGE SETTINGS  
000100100011011101011

The operator can configure each passage to create personalized programs without the need for external PC

## Accepts



Codes



Smart Coin with a value or a program



Banknotes



Coins and/or tokens



## Dispenses



Receipt



Smart-coin



Coins and/or tokens  
2 hoppers

## AVAILABLE COLOURS



### Structure

- Hot dip galvanized and painted steel structure
- ABS plastic claddings (optional)
- Direct gantry drive with frequency converter
- High resistance rivets "aeronautic" type
- Stainless steel bolts

### Vertical brushes

- Hot dip galvanized steel single cross beam
- Electrical positioning drive with frequency converter
- Double cross over on front and back of the vehicle
- Double inclination and locking by cylinder
- Electronic power control

### Horizontal brush

- Electrical uplift with frequency converter
- Electronic power control
- Stainless steel sliding guides

### Intermediate mobile arch

- Automatic movement on an extension system
- Stainless steel horizontal blade following the vehicle profile for wax application.  
3 positions tilting for horizontal high pressure (optional)
- Electrical uplift with frequency converter
- Stainless steel sliding guides
- Bracket for fixed sides high pressure (optional)

### Drying

- 3 positions tilting stainless steel horizontal blade following the vehicle profile.
- Electrical uplift with frequency converter
- Stainless steel sliding guides
- Side drying 2 electric blowers with inclined side vents

### Standard equipment

- Hydraulic system with dedicated solenoid valves and piping
- Shampoo dosing pump
- Wax dosing pump
- 2 single festoon supply systems (wall hanging)
- Control panel in dedicated wall box
- Fully integrated preset self-service kit

### Technical features

#### Machine dimensions (in millimetres)

Washing height	2.300	2.500
Machine height	*3.300 (3.180)	*3.500 (3.380)
Machine width	*3.615 (3.500)	
Washing width	2.420	
Machine depth	*3.200 (2500)	
Machine weight	1.900 + 1.700	2.000 + 1800
Distance between rails	3.000 (2.500 a richiesta)	
Rails length	12.000	

\*Max dimensions with ABS claddings  
( ) Dimensions with standard aluminium cladding

#### Hall or washing bay dimensions for vehicles 5 meters long (in millimetres)

Height	*3.400 (3.300)	*3.600 (3.500)
Width	**4.000 (4.500)	
Length	*11.700	* **11.450 (11.300) ***(10.750)

\*Dimensions with ABS claddings  
\*\*With optional safety anti-crush device.  
( ) Dimensions with standard aluminium cladding

#### Technical data sheet

Drive speed	m/min	0-22
Water pressure	Bar	3-5
Air pressure	Bar	8
Voltage	Hz	400 3/N/PE 50
Total power	kW	30
Control voltage	V	24
Drying power	kW	4x5,5

#### High pressure pumps (optional)

Water high pressure	Bar	80
---------------------	-----	----

Data are merely indicative and are not binding.

AQUARAMA SRL  
CORSO INGHILTERRA, 24 - 12084 MONDOVI (CN) ITALIA  
TEL. +39/0174 670550 - FAX. +39/0174 670551  
www.aquarama.it - info@aquarama.it