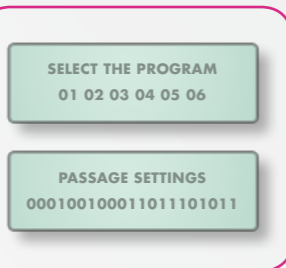



The control unit has been designed for a simple and intuitive use. Wide liquid crystal display. Secure payment system for 24 hours use.



The operator can configure each pass to create personalized programs without the need of external PC.

Accepts



Dispenses



stargate *SHP*

Structure

- Hot dip galvanized and painted steel structure
- ABS plastic claddings (optional)
- Direct gantry drive with frequency converter
- High resistance rivets "aeronautic" type
- Stainless steel bolts

Side high pressure

- 5 rotating and oscillating nozzles for high impact force and complete coverage of the body
- Stainless steel structure
- Can be divided in 3 sections according to the vehicle's profile
- Powered rotating head with 2 rotating nozzles for wheels and low flanks

Roof high pressure

- 6 rotating and tilting nozzles for high impact force and complete coverage of the vehicle
- Contour following stainless steel structure adjustable to 4 positions
- Ground clearance for cleaning plates and bumpers.
- Front and rear double pass
- Electric uplift with frequency converter
- Stainless steel sliding guides

Drying (optional)

- Contour following 3 positions tilting stainless steel horizontal blade
 - Electric uplift with frequency converter
 - Stainless steel sliding guides
 - Side drying with 2 electric blowers.
- (Different combinations of power available)

Standard equipment

- Hydraulic system with dedicated solenoid valves and piping
- Shampoo dosing pump
- Wash dosing pump
- Control panel with display in dedicated wall box
- Fully integrated preset self-service kit

Advanced technology for a lasting success and reliability

Technical features

Machine dimensions (in millimetres)

Washing height	2.100	2.300	2.500
Machine height	*3.100 (2.980)	*3.300 (3.180)	*3.500 (3.380)
Machine width	*3.615 (3.500)		
Washing width	2.420		
Machine depth	*2.400 (1.690)		
Machine weight	1.780	1.840	1.920
Distance between rails	3.000 (2.500 upon demand!)		
Rails length	10.000	10.000	10.000

* Max dimensions with ABS claddings
() Dimensions with standard aluminium cladding

Hall or washing bay dimensions for vehicles 5 meters long (in millimetres)

Height	*3.200 (3.100)	*3.400 (3.300)	*3.600 (3.500)
Width	**4.000 (4.500)		
Length	*9.800	* **9.500 (9.500)	** (8.500)

* Dimensions with ABS claddings
** With optional safety anti-crush device.
() Dimensions with standard aluminium cladding

Technical data sheet

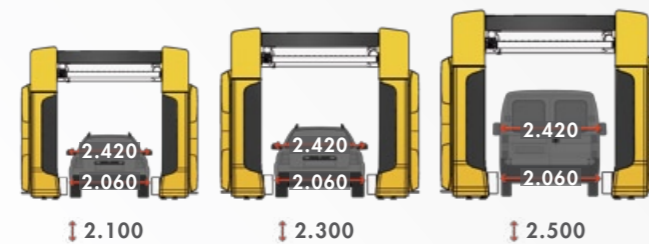
Drive speed	m/min	0-22
Water pressure	Bar	3-5
Air pressure	Bar	8
Voltage	Hz	400 3/N/PE 50
Total power	kW	22 (28)
Control voltage	V	24
Drying power	kW	(2x5,5 roof + 2x4 side) (2x3 roof + 2x4 side)

High pressure pumps (optional)

Water high pressure	Bar	70
Flow	l/min.	126 (168)

Data are merely indicative and are not binding.

Available colours



Tall wash options

The Stargate range suits the needs of your customers. Large washing volume machines are available with compact size and various heights.



AQUARAMA SRL
CORSO INGHILTERRA, 24 - 12084 MONDOVI (CN) ITALIA
TEL. +39/0174 670550 - FAX. +39/0174 670551
www.aquarama.it - info@aquarama.it

stargate *SHP*



FROM AQUARAMA CREATIVITY AND INNOVATION
THE FUTURE TAKES SHAPE

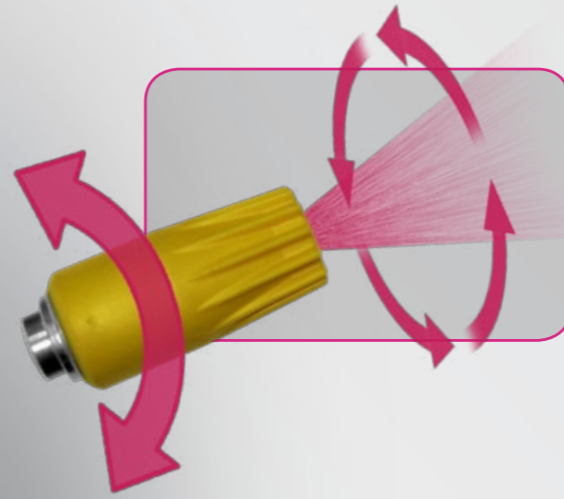
stargate series





High Pressure

STANDARD FULL SPECIFICATIONS



Rotating nozzles

With rotating nozzles for large-scale exploiting the mechanical action of water, you can remove the harder dirt with a significant water saving.



Side high pressure

Rotating and oscillating nozzles that can be divided into 3 sections according to the profile of the vehicle for water saving.




Roof high pressure

Rotating and oscillating nozzles on contour following beam and adjustable to 4 positions, for a complete washing of the body and of the lower bumper. Always with optimal distance and angle.

Drive and lift sensor

Measurement movements with two sensors for maximum precision and reliability.



Pre-wash with Active Mousse®

For a perfect adherence to the bodywork, with sides and contour following roof supply. Precise setting with high flow metering pump.

Wax application

The wax is applied by top nozzles and laterally delivered by nozzles positioned closed to the vehicle sides, for a perfect water-repellent effect.



Low maintenance thanks to self-lubricating materials



stargate SHP

TOUCHLESS TECHNOLOGY

WASHING SPEED AND EFFICIENCY

INNOVATIVE DESIGN

A WIDE RANGE OF ACCESSORIES, A FEW EXAMPLES...



HP wheel washer

Powered rotating head with two straight and rotating high pressure nozzles for precise cleaning of wheels, wheel arches and flanks.



Wheel washer

Tilting wheel washer with fully integrated rotating high pressure, for a thorough clearing of rims, wheel arches and flanks.



Stainless steel wheel washer

The reversal of rotation and inclination of the brush allows a thorough clearing of the rims of every dimension




Heated foam

By adding the heater, it is possible to heat the Active Mousse® thus improving the cleansing action.




PUMPS CABINET



PUMPS FRAME

High pressure pumps system

126 liters high pressure pumps system for a powerful and accurate pre-wash. Available in insulated outdoor cabinet or in frame for technical room.



Drying

3 position tilting stainless steel contour following horizontal blade. (Different combinations of power available)